

KCSF 2014, Olomouc Sep 18, 2014

*Transverse momentum spectra fits in Pb Pb collisions at
 $\sqrt{s_{NN}} = 2.76 \text{ TeV}$*

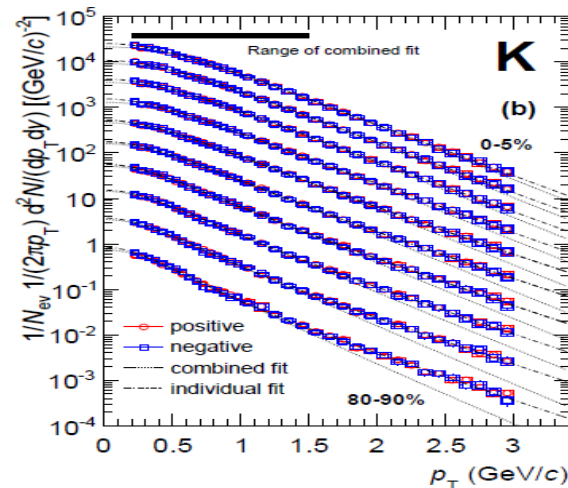
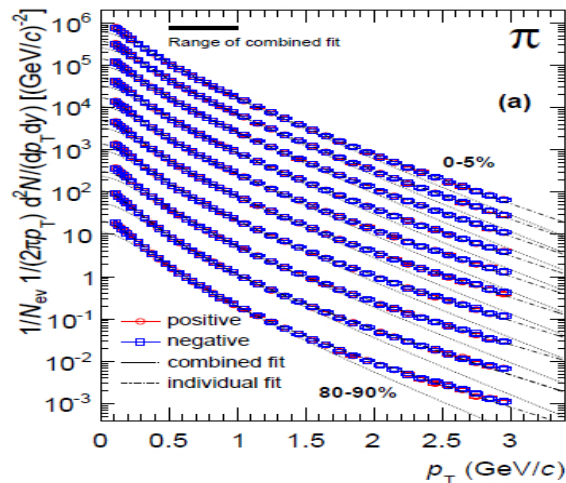
Ivan Melo with Boris Tomasik

University of Zilina & Matej Bel University Banska Bystrica

Motivation

Three temperature scenario $T_{critical} \geq T_{chemical} \geq T_{kinetic}$

- $T_c \sim 175 \text{ MeV} \dots$ phase transition from QGP to hadron gas
- $T_c > T > T_{ch} \sim 152 \text{ MeV}$: Hadron gas in local thermal and chemical equilibrium
- $T_{ch} \sim 152 \text{ MeV}$: chemical freeze-out
- $T_{ch} > T > T_{kin} \sim 90 \text{ MeV}$: Hadron gas in thermal but not chemical equilibrium
- $T_{kin} \sim 90 \text{ MeV} (?)$: kinetic freeze-out



T_{kin}
Transverse velocity β_T

ALICE ArXiv:1303.0737[hep-ex] Centrality dependence of pi,K,p production in Pb-Pb at 2.76 TeV

P_T spectra fits typically do not include resonance decays

We implement resonance decays together with Blast wave model kinetic freeze-out = DRAGON Monte Carlo code

Similar work by W. Florkowski at all:
their chemical nonequilibrium model + Krakow model + THERMINATOR
explains hadron abundances + spectra

This talk: hadron abundances not yet, just spectra

DRAGON

B. Tomášik, Comp. Phys. Commun. 180 (2009) 1642- 1653.

*DRAGON is MC code based on Blast Wave model
+ decays of unstable resonances, 277 hadrons included
+ possible fragmentation of fireball is included (not used here)*

$$\frac{dN}{dy d^2 p_t} \sim \int d\Sigma_\mu(x) p^\mu \frac{1}{\exp(\sqrt{p^2 + m_i^2}/T) \mp 1} = \int d^4x S(x, p)$$

$$S(x, p) d^4x = \delta(\tau - \tau_{fo}) m_t \cosh(\eta_s - y) G(r) \exp\left(-\frac{p^\mu u_\mu}{T}\right) \tau d\tau d\eta_s r dr d\theta$$

Freeze-out at const proper time $\sqrt{t^2 - z^2} = \tau_0 = const$

Transverse velocity $\beta_T = \eta_f \left(\frac{r}{R}\right)^n$

R is radius of cylindrical fireball at freeze-out

$$T_{ch} = 0.152 \text{ GeV}$$

$$\mu_B = 0.001 \text{ GeV} \quad y \text{ uniform } (-1, 1)$$

$$\mu_s = 0 \text{ GeV}$$

T_{kin} , η_f and n are varied to find the best χ^2 fit

$(T_{kin}$ in steps of 4 MeV, η_f in steps of 0.01 and n in steps of 0.02)

*Comparison of DRAGON with ALICE ArXiv:1303.0737 [hep-ex]:
Centrality dependence of pi,K,p production in Pb-Pb at 2.76 TeV*

6 species: $p, \bar{p}, \pi^-, \pi^+, K^-, K^+$

0.3 GeV < p_T (protons) < 3 GeV

0.5 GeV < p_T (pions) < 1 GeV

0.2 GeV < p_T (kaons) < 1.5 GeV

No resonances

(ALICE)

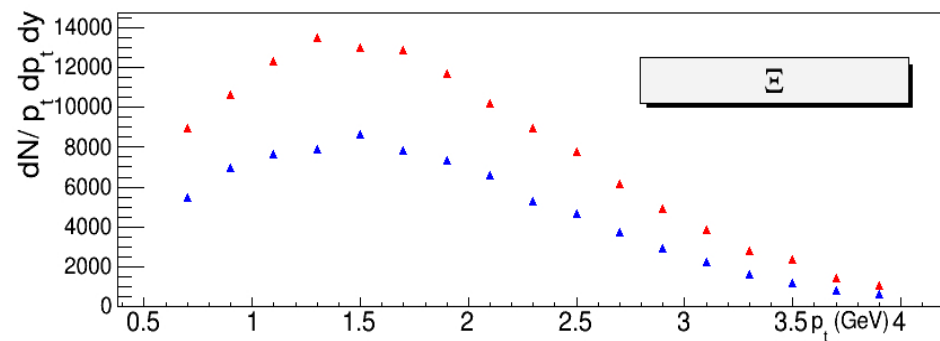
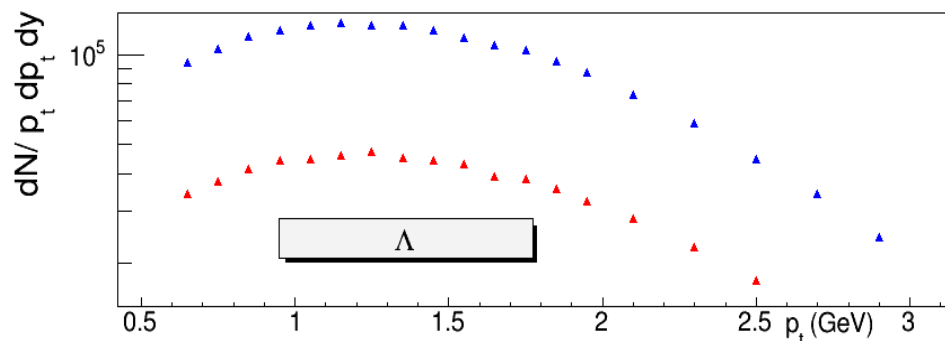
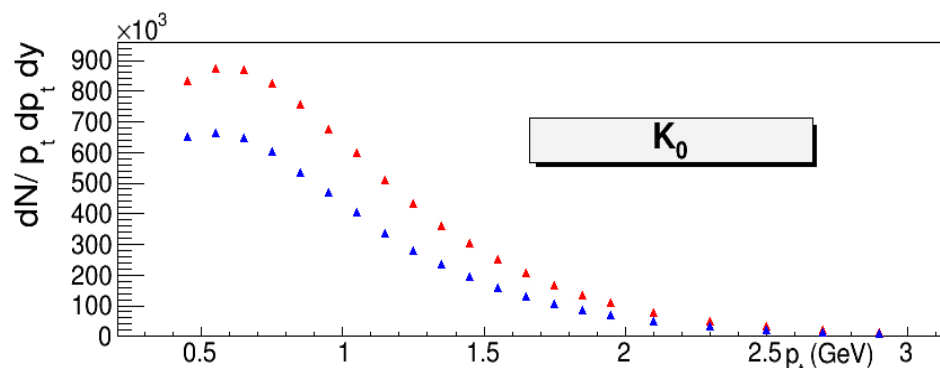
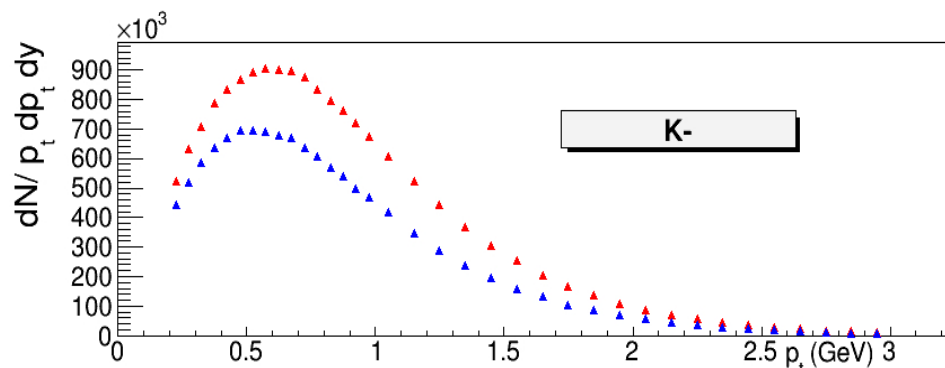
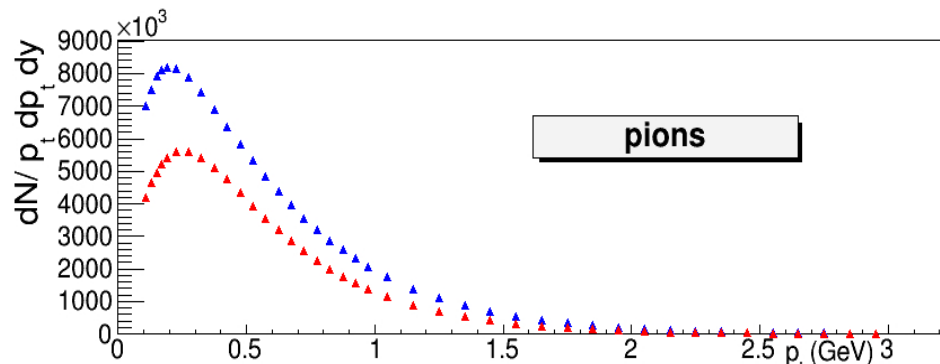
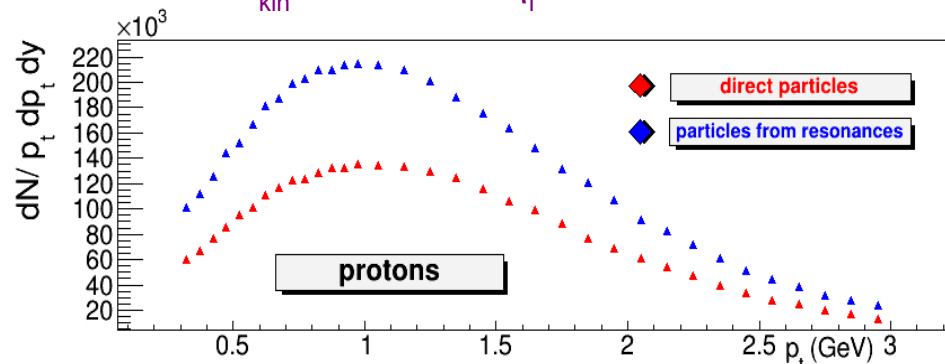
centrality [%]	T_{kin} (MeV)	η_f	n	$\langle \beta_T \rangle$	χ^2/N_{dof}
0 - 5	98 (95)	0.88	0.73 (0.71)	0.645 (0.651)	0.171
5 - 10	98 (97)	0.88	0.73 (0.72)	0.645 (0.646)	0.233
10 - 20	102 (99)	0.87	0.73 (0.74)	0.637 (0.639)	0.223
20 - 30	102 (101)	0.87	0.79 (0.78)	0.624 (0.625)	0.238
30 - 40	110 (106)	0.85	0.81 (0.84)	0.605 (0.604)	0.256
40 - 50	110 (112)	0.85	0.97 (0.94)	0.572 (0.574)	0.239
50 - 60	118 (118)	0.82	1.01 (1.10)	0.545 (0.535)	0.345

Resonances

centrality [%]	T_{kin} (MeV)	η_f	n	$\langle \beta_T \rangle$	χ^2/N_{dof}
0 - 5	82	0.89	0.69	0.662	0.143
5 - 10	94	0.88	0.69	0.654	0.181
10 - 20	90	0.88	0.71	0.649	0.175
20 - 30	98	0.87	0.75	0.633	0.181
30 - 40	102	0.86	0.79	0.616	0.186
40 - 50	118	0.84	0.89	0.581	0.188
50 - 60	126	0.82	1.01	0.545	0.254

DRAGON P_T spectra: particles produced directly vs resonance produced

$T_{\text{kin}} = 98 \text{ MeV}$, $\eta_f = 0.88$, $n = 0.69$

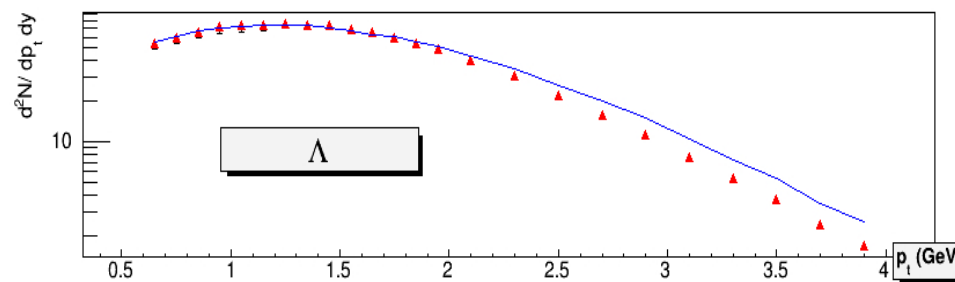
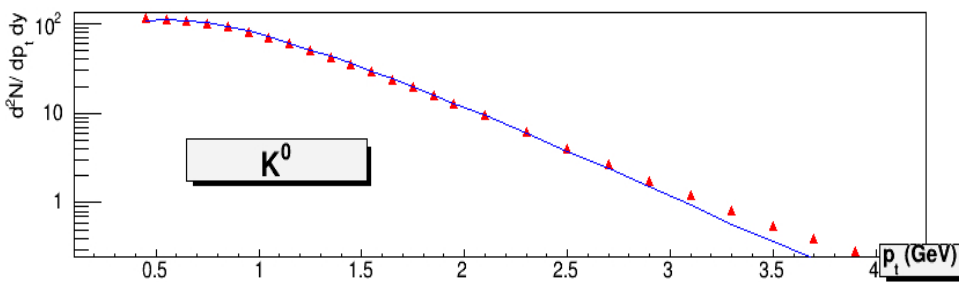
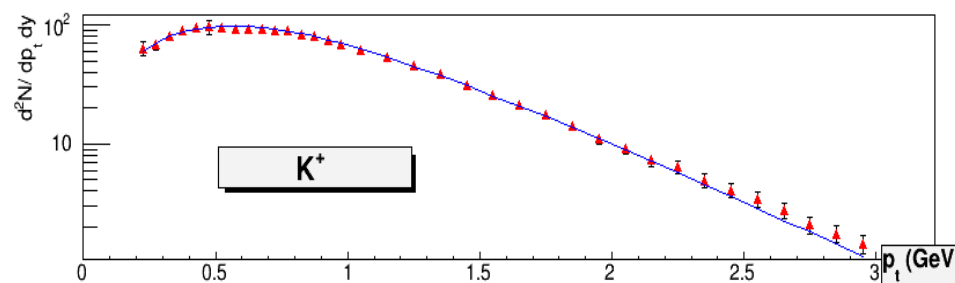
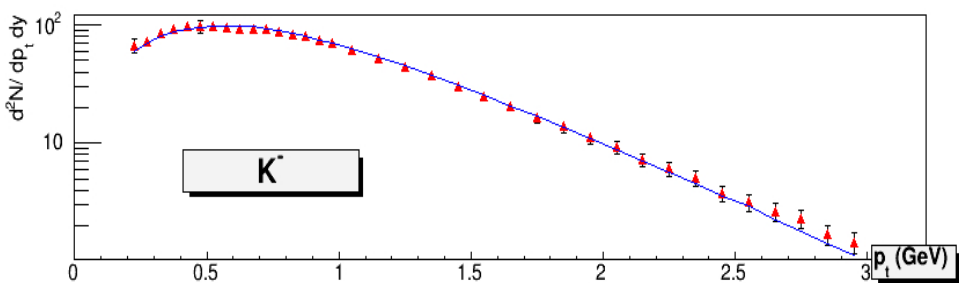
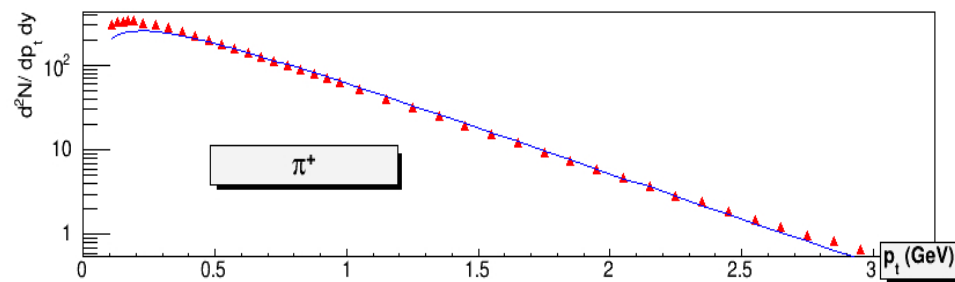
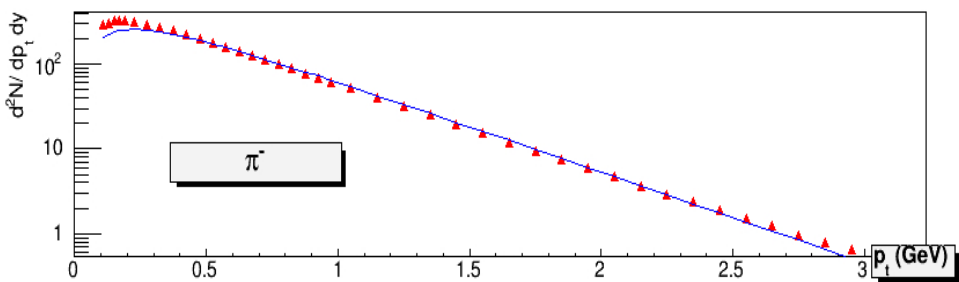
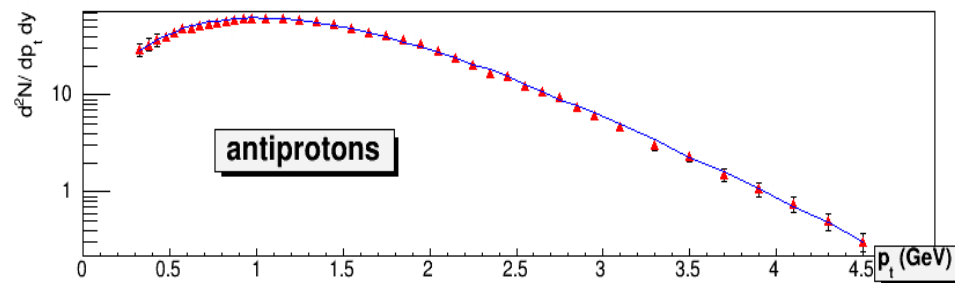
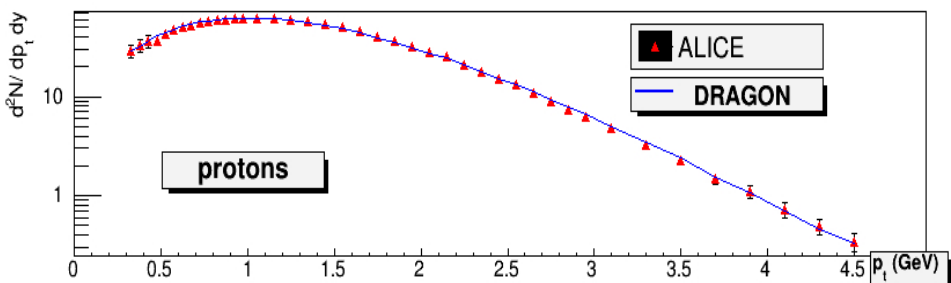


Transverse momentum spectra

$p, \bar{p}, \pi^-, \pi^+, K^-, K^+, K^0, \Lambda$

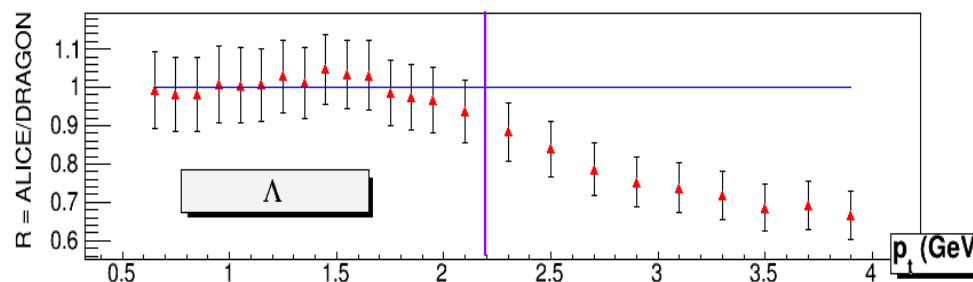
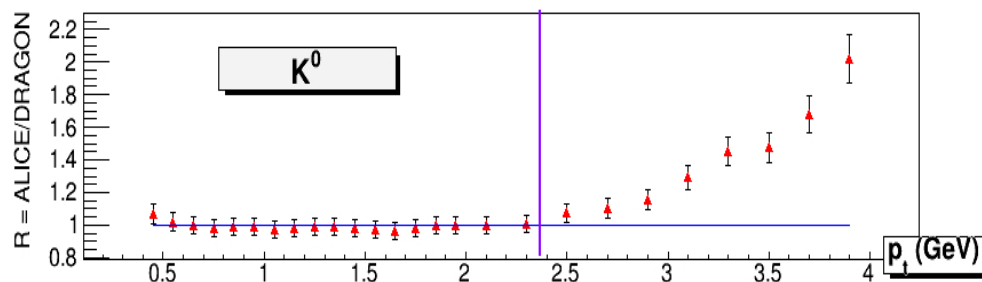
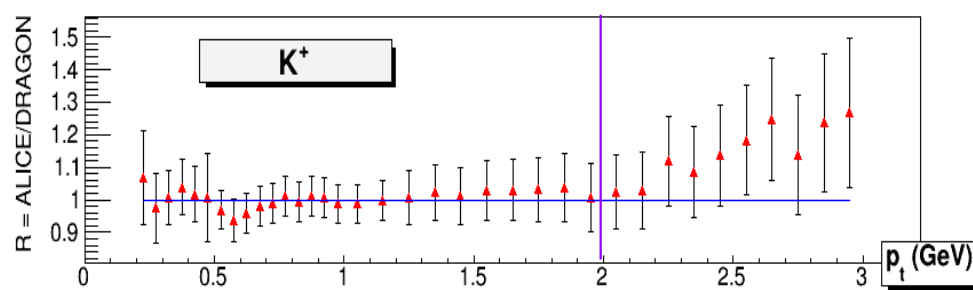
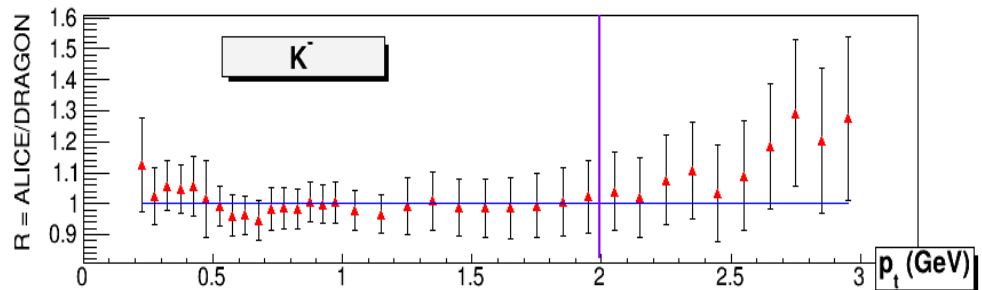
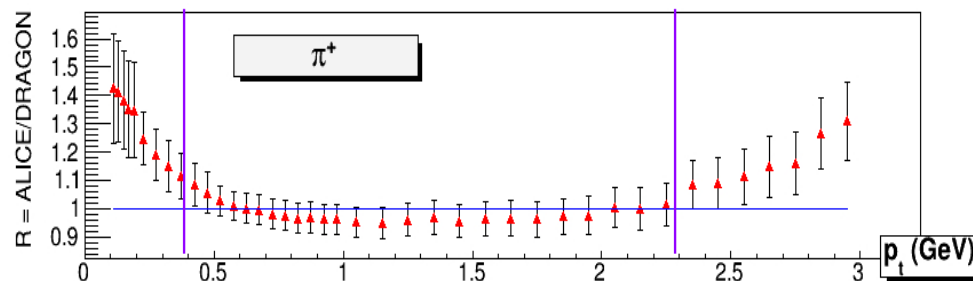
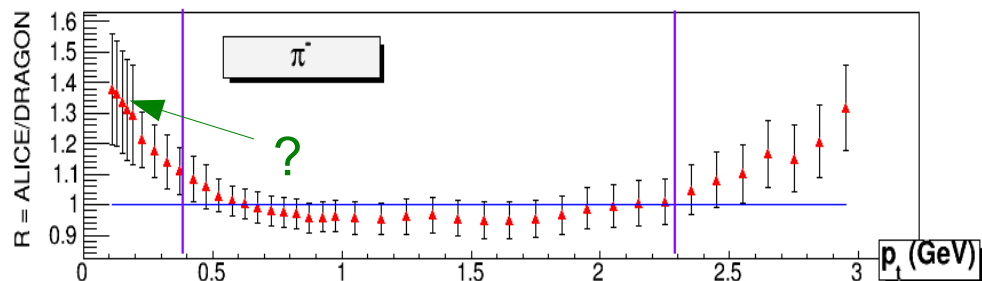
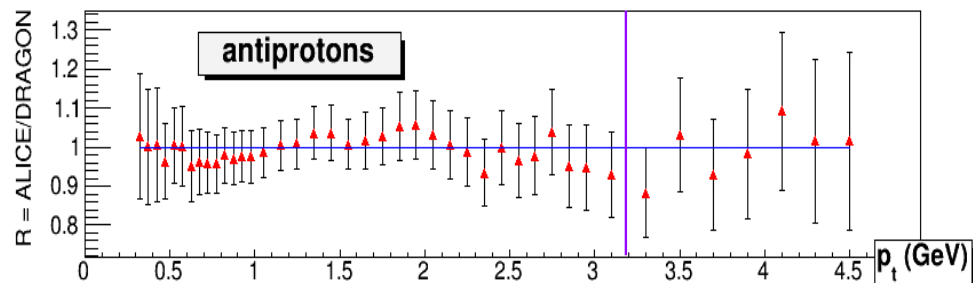
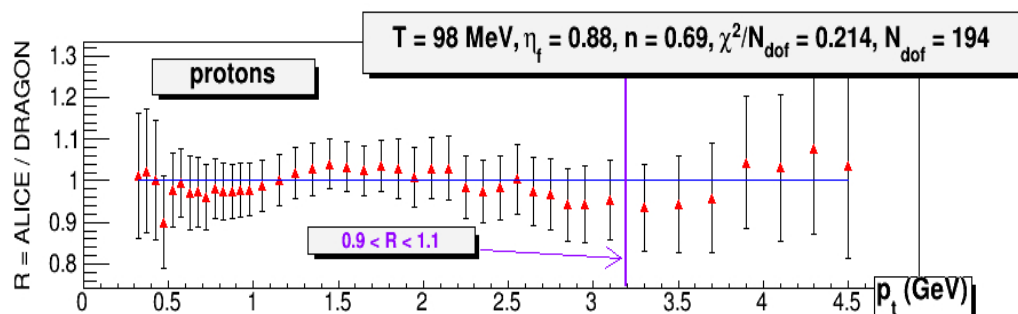
Bins included in the fit $0.9 < R_i = N_i^{exp} / N_i^{MC} < 1.1$

0-5% most central Pb+Pb experimental data, $T = 98 \text{ MeV}, \eta_f = 0.88, n = 0.69, \chi^2/N_{dof} = 0.214$

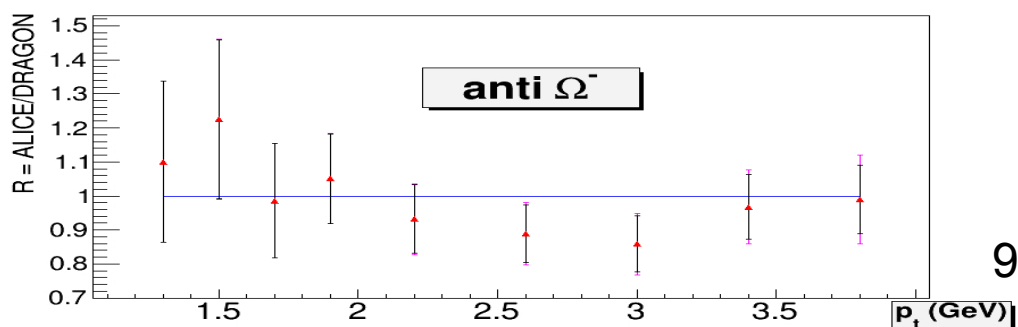
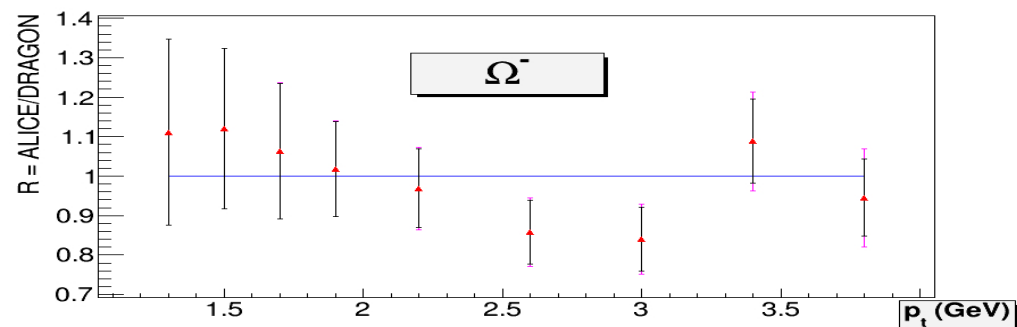
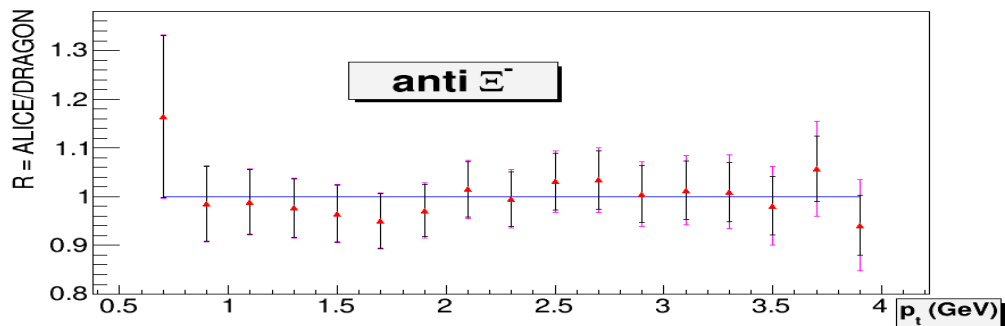
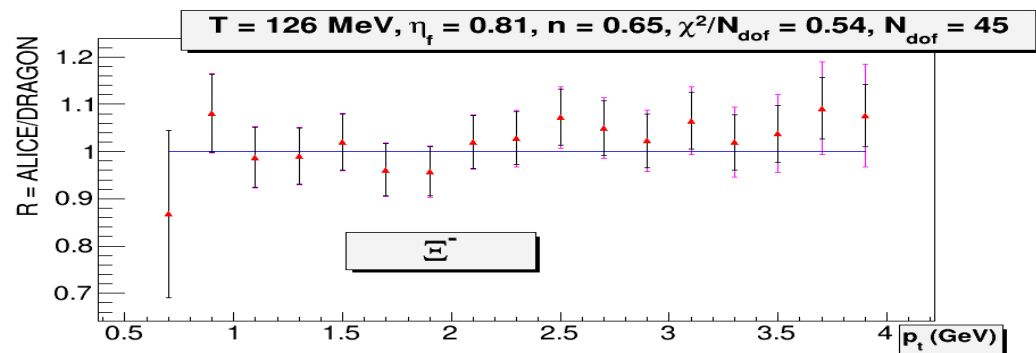
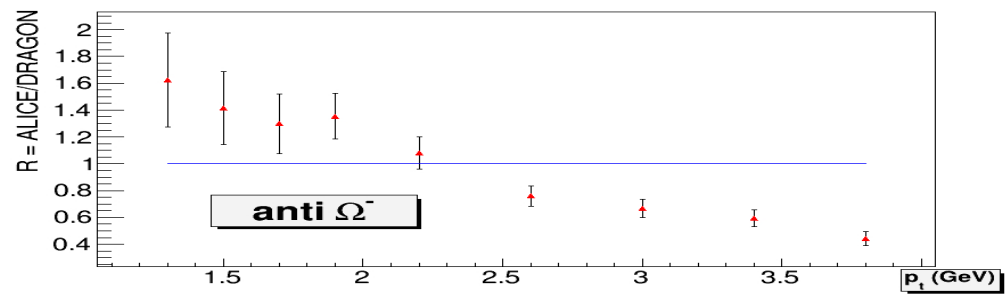
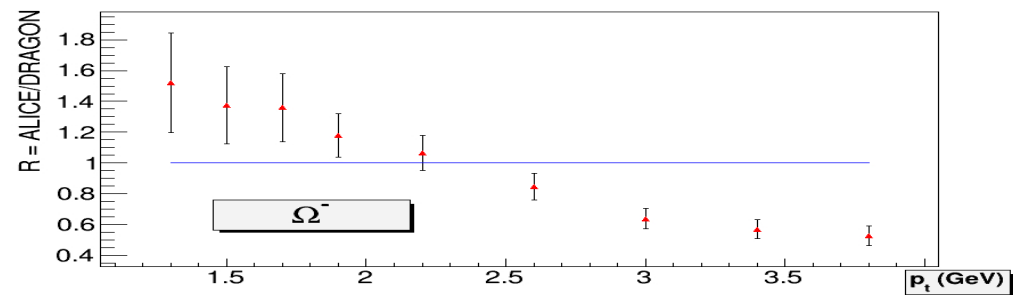
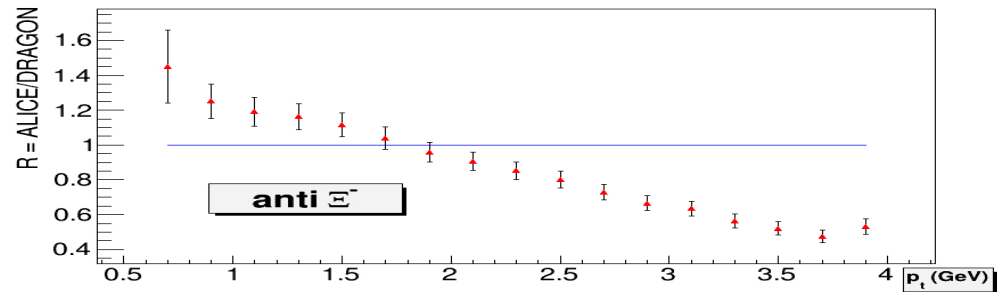
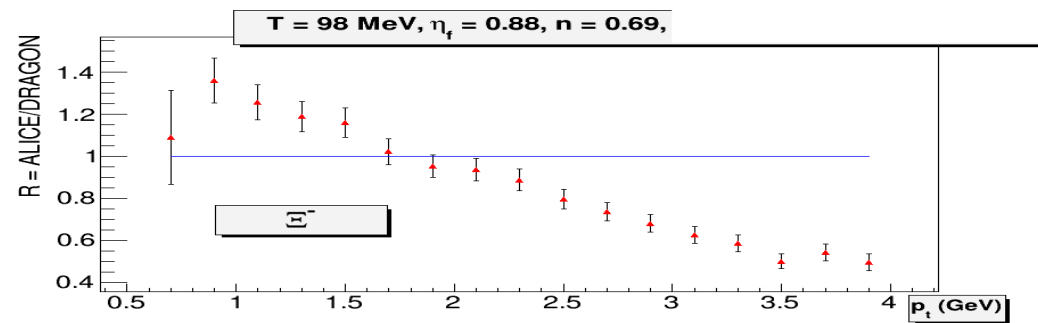


R = ALICE/DRAGON

0-5% most central Pb+Pb experimental data



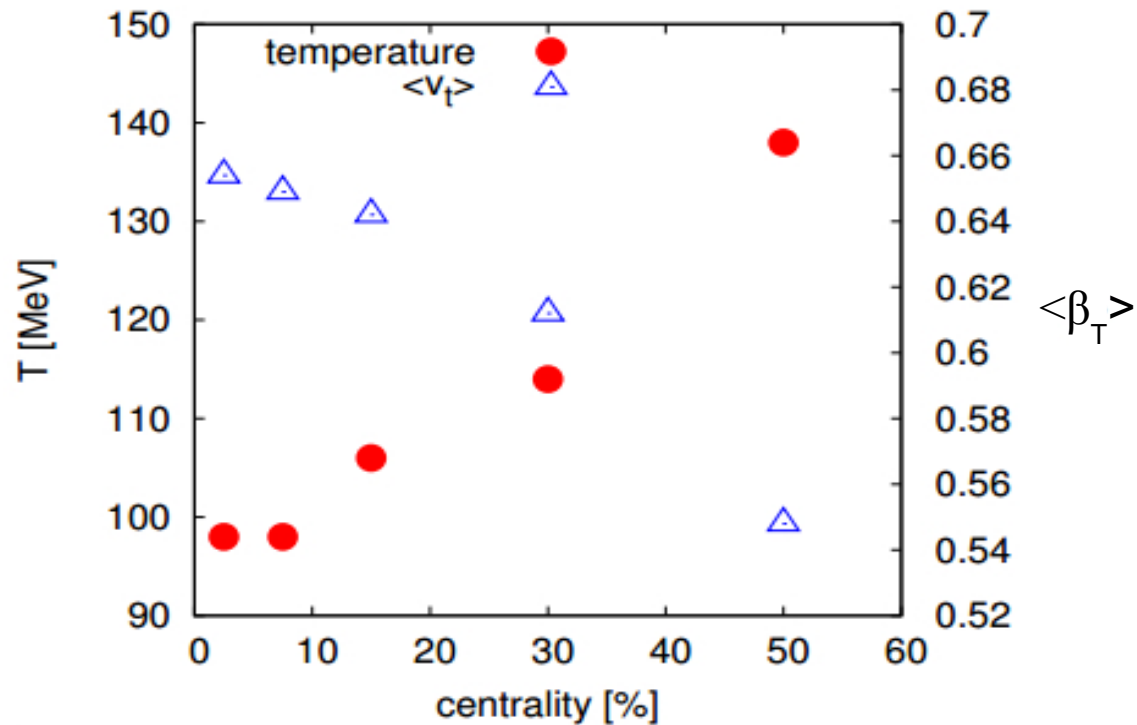
R = ALICE/DRAGON (Ξ and Ω)



Centrality dependence

8 species $p, \bar{p}, \pi^-, \pi^+, K^-, K^+, K^0, \Lambda$

centrality [%]	T_{kin} (MeV)	η_f	n	$\langle\beta_T\rangle$	χ^2/N_{dof}	N_{dof}
0 - 5	98	0.88	0.69	0.654	0.214	194
5 - 10	98	0.88	0.71	0.649	0.266	197
10 - 20	106	0.87	0.71	0.642	0.272	210
20 - 40	114	0.86	0.81	0.612	0.294	202
40 - 60	138	0.82	0.99	0.548	0.339	194



Conclusions

- *Hadrons receive important contribution from resonance decays*
- *DRAGON fits to ALICE 0-5% data yield $T_{kin} = 98 \text{ MeV}$, $\langle\beta_T\rangle = 0.65$
(40-60%: $T_{kin} = 138 \text{ MeV}$, $\langle\beta_T\rangle = 0.55$)*

DRAGON fits to STAR (Au+Au, 62.4 AGeV) $T_{kin} = 90 \text{ MeV}$, $\langle\beta_T\rangle = 0.57$)

- *Ξ and Ω freeze out earlier $T_{kin} = 126 \text{ MeV}$ for 0-5%*
- *Low p_T pion region - pion chemical potential?*

$$\frac{dN}{dy d^2 p_t} \sim \int d^4 x \Sigma_\mu(x) p^\mu \frac{1}{\exp(\sqrt{p^2 + m_i^2}/T) \mp 1} = \int d^4 x S(x, p)$$

Minimum χ^2

$$\chi^2(T_{kin}, \eta_f, n) = \sum_{i=1}^8 \sum_{j_{min}}^{j_{max}} \frac{[N_{DRAGON}^{norm}(i, j, T_{kin}, \eta_f, n) - N_{ALICE}^{norm}(i, j)]^2}{\sigma_{ALICE}^{norm}(i, j)^2}$$

i runs over 8 species p, anti-p, π^- , π^+ , K $^-$, K $^+$, K $_0$ and Λ

j runs over p_T bins

Each of 8 hadron spectra is normalized independently.

N_{DRAGON} (N_{ALICE}) gives normalized numbers of hadrons of i -th species in the j -th bin

σ is combination of statistical and systematic errors.